



**SAINT GEORGE'S COLLEGE**

**CONGREGACIÓN DE SANTA CRUZ**


1<sup>st</sup> & 2<sup>nd</sup> Grade Coordination

English


1<sup>st</sup> grade 2020

Yearly Program 2020  
English  
1st Grade


**Dialogue between Education & Faith:** Valuing my own identity and my classmates' as a treasure given by God.

<b>BIMESTER</b>	<b>CONTENTS</b>	<b>OBJECTIVES/ ACTIVITIES</b>
<p style="text-align: center;"><b>1</b></p> <p style="text-align: center;"><b>We are Ready for First Grade</b></p> 	<p><b>The World of Sounds</b></p> <p>Floppy's Phonics Program: Stage 2</p> <p><b>I am Ready for First Grade!</b></p> <p>My Daily Life This is Me and My Family My School Supplies I Can Follow Instructions I Can Count to 20 I Love Books</p> <p><b>I Will Use All These Language Skills:</b></p> <p>Reading Comprehension Written Expression Oral Expression Listening Comprehension</p>	<p><b>I will...</b></p> <p>Orally express ideas about me and my family. Ask and answer using personal information. Sing phonics songs to produce sounds.</p> <p>Express ideas about my name, age and preferences using TPR. Identify sounds using scaffolding strategies such as K-W-L, Graffiti Wall and Chants.</p> <p>Celebrate Bookworm Day. Value the importance of books and reading as a source of knowledge.</p> <p>Use brain break songs and TPR to develop listening comprehension skills.</p> <p>Work collaboratively and independently respecting turns.</p> <p>Care for my classmates' talents and preferences.</p> <p>Commit myself to help others.</p> <p>Value collaborative work.</p>


**Dialogue between Education & Faith:** Becoming aware of the wonders of God’s creation.

BIMESTER	CONTENTS	OBJECTIVES/ ACTIVITIES
<p style="text-align: center;"><b>2</b></p> <p style="text-align: center;"><b>I Like Chilean Animals!</b></p> 	<p><b>The World of Sounds</b></p> <p>Floppy’s Phonics Program: Stage 2</p> <p><b>I Want to Learn about Animals from Chile</b> I can name Chilean animals and describe them using features such as:</p> <ul style="list-style-type: none"> <li>• Colors</li> <li>• Sizes</li> <li>• Habitats</li> <li>• Food</li> <li>• Action</li> </ul> <p><b>I Will Use All These Language Skills:</b></p> <p>Reading Comprehension Written Expression Oral Expression Listening Comprehension</p>	<p><b>I will...</b></p> <p>Orally express ideas about animals. Ask and answer about animal features. Name Chilean animals.</p> <p>Describe animals using content vocabulary and scaffolding strategies such as Visuals, Inside &amp; Outside Circle and Sentence Frames.</p> <p>Write a card for Mother’s Day &amp; Father’s Day using content vocabulary related to favorite activities.</p> <p>Work collaboratively in the “I Love Chilean Animals” Project respecting turns.</p> <p>Create and write animal riddles with my family.</p> <p>Use yoga &amp; brain break songs to develop listening comprehension skills.</p> <p>Produce sounds using scaffolding strategies such as TPR and Visual Supports. Read Floppy’s texts out loud and in silence.</p> <p>Commit myself to help others.</p> <p>Value collaborative work.</p>

**Dialogue between Education & Faith: Celebrating life and friendship.**

<b>BIMESTER</b>	<b>CONTENTS</b>	<b>OBJECTIVES/ ACTIVITIES</b>
<p style="text-align: center;"><b>3</b></p> <p style="text-align: center;"><b>This is How I Celebrate my Birthday</b></p> 	<p><b>The World of Sounds</b></p> <p>Floppy’s Phonics Program: Stage 3</p> <p><b>I Want to Celebrate with Others!</b></p> <ul style="list-style-type: none"> <li>• Ordinal Numbers</li> <li>• Birth date</li> <li>• Months</li> <li>• Food &amp; Drinks</li> <li>• Numbers to 50</li> <li>• Counting by tens</li> </ul> <p><b>I Will Use All These Language Skills:</b></p> <p>Reading Comprehension Written Expression Oral Expression Listening Comprehension</p>	<p><b>I will...</b></p> <p>Orally express ideas about birthdays using birth date grammar. Ask and answer about birthdays using content vocabulary. Call on family members as resources.</p> <p>Describe birthday celebrations using content vocabulary.</p> <p>Write a secret friend’s card using descriptive adjectives.</p> <p>Work collaboratively in the “My birthday” Project respecting turns.</p> <p>Use Just Dance songs to develop listening comprehension skills. Read Floppy’s texts out loud and in silence.</p> <p>Identify elements in a story (Sequence of events, plot, characters) using scaffolding strategies such as Word Splash, Sentence Frames, Inside &amp; Outside Circle.</p> <p>Commit myself to help others.</p> <p>Value collaborative work.</p>

**Dialogue between Education & Faith:** Being grateful of God’s gifts though the love of our families.

BIMESTER	CONTENTS	OBJECTIVES/ ACTIVITIES
<p style="text-align: center;">4</p> <p style="text-align: center;"><b>This is My Family and Home</b></p> 	<p><b>The World of Sounds</b></p> <p>Floppy’s Phonics Program: Stage 3</p> <p><b>My Family is at Home</b></p> <p>I can identify my emotions. I can say my family members are. I can name parts of the house. I can tell where my family is at home.</p> <p><b>I Will Use All These Language Skills:</b></p> <p>Reading Comprehension Written Expression Oral Expression Listening Comprehension</p>	<p><b>I will...</b></p> <p>Orally express ideas about where family members are in the house using verb to Be and content vocabulary.</p> <p>Ask and answer about family members and parts of the house using WHO and WHERE questions.</p> <p>Work collaboratively in “My Family is at Home” project respecting turns.</p> <p>Design a dream house using content vocabulary and scaffolding strategies such as Graphic Organizers and Visuals.</p> <p>Use yoga and brain break songs to develop listening comprehension skills.</p> <p>Sing Christmas Songs using TPR.</p> <p>Read Floppy’s texts aloud and in silence.</p> <p>Identify elements in a story (Main idea, plot, characters) using scaffolding strategies such as Word Splash, Graffiti Wall, Sentence Frames.</p> <p>Commit myself to help others. Value collaborative work.</p>

## How Can I Show What I Have Learned?

### I will...

- Work on different projects using the four language skills
- Self-assess my work and my classmates'
- Answer oral questions
- Use metacognitive strategies
- Read out loud comprehensively
- Orally interact with my classmates
- Write sounds, words and sentences related to different topics
- Understand auditory texts

### I will visit...

The 1st Grade Website at <http://firstgradeenglish.wix.com/firstgradeenglish> for information and online resources to practice English!

### I will follow these steps...

Visit [www.saintgeorge.cl](http://www.saintgeorge.cl):

1. Area Académica
2. Dirección de Estudios
3. Inglés
4. Conozca nuestros sitios aquí
5. English website para 1º

### Other Resources:

Floppy Phonics Sounds & Letters Cd Rom

Floppy's Phonics Books: Levels 2 & 3